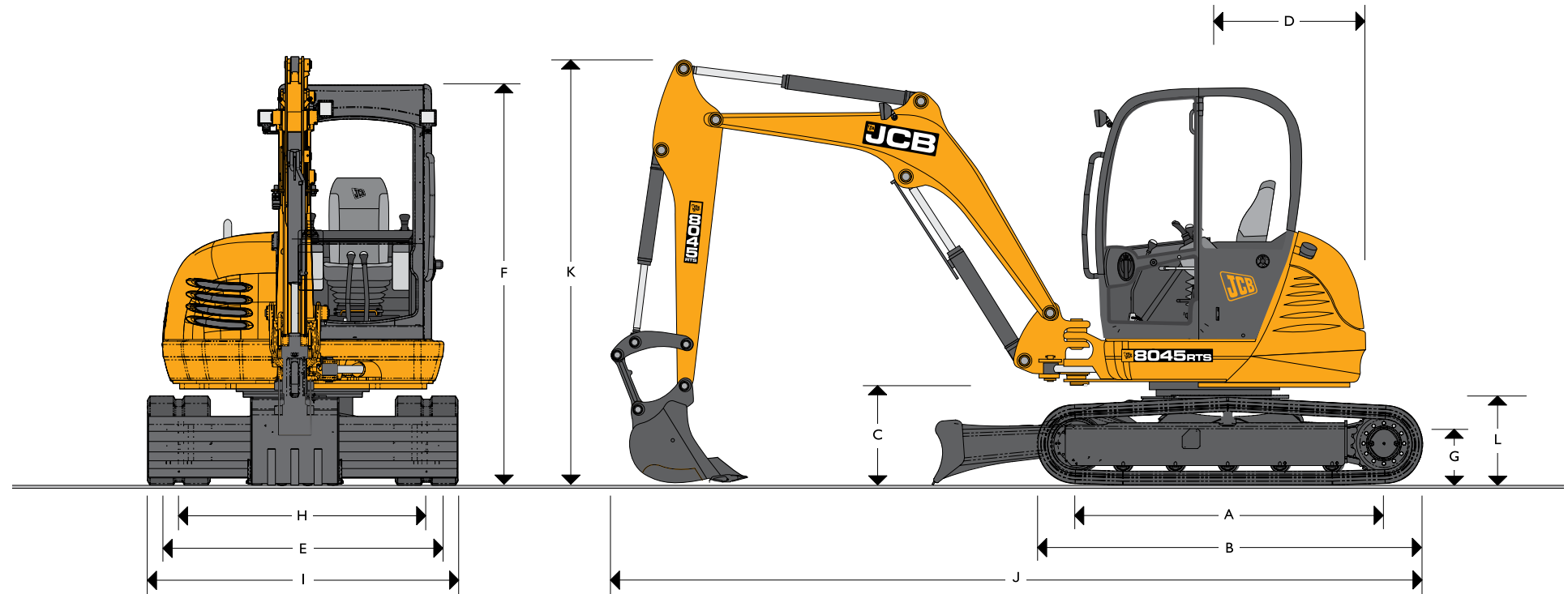




OPERATING WEIGHTS: 4300 kg (9480 lb), 4750 kg (10472 lb) & 5253 kg (11511 lb) NET ENGINE POWER: 33.1 kW (45 hp)



STATIC DIMENSIONS

Machine model	8040 ZTS	8045 ZTS	8050 RTS/ZTS	Machine model	8040 ZTS	8045 ZTS	8050 RTS/ZTS
	mm (ft-in)	mm (ft-in)	mm (ft-in)		mm (ft-in)	mm (ft-in)	mm (ft-in)
A Sprocket idler centres	1845 (6-1)	1990 (6-6)	1990 (6-6)	G Ground clearance	340 (1-1½)	340 (1-1½)	340 (1-1½)
B Undercarriage overall length	2385 (7-10)	2530 (8-4)	2530 (8-4)	H Track gauge	1580 (5-2)	1580 (5-2)	1580 (5-2)
C Kingpost clearance	690 (2-3)	690 (2-3)	690 (2-3)	I Width over tracks	1980 (6-6)	1980 (6-6)	1980 (6-6)
D Tailswing radius	985 (3-3)	985 (3-3)	1055 (3-5)	J Transport length	5100 (16-9)	5170 (16-11½)	5170 (16-11½)
E Overall width of superstructure	1800 (5-11)	1800 (5-11)	1800 (5-11)	K Transport height	2563 (8-5)	2736 (9-0)	2736 (9-0)
F Height over cab*	2563 (8-5)	2563 (8-5)	2563 (8-5)	L Track height	570 (1-10½)	570 (1-10½)	570 (1-10½)

\* Non A/C models



**ENGINE**

Machine Model	8040/8045 ZTS and 8050 RTS/ZTS	
Model	Perkins 404-22C Tier 3	
Fuel	Diesel	
Cooling	Water Cooled	
Gross power SAE J1995	kW (hp) @ 2600 rpm	34.1 (46.36)
Net power SAE J1349	kW (hp) @ 2600 rpm	33.1 (45)
Gross torque SAE J1995	Nm (lbf ft) @ 1600 rpm	143 (105.47)
Net torque SAE J1349	Nm (lbf ft) @ 1600 rpm	137.28 (101.25)
Displacement	cc	2.216
Gradeability	degrees	35
Starter motor	kW (hp)	2 (2.72)
Battery	volt/Ah	12/ 75
Alternator	amps	65

**UNDERCARRIAGE**

Machine model	8040 ZTS	8040/8045 ZTS and 8050 RTS/ZTS
No of bottom rollers (per side)	4	5
Track width	mm (in)	400 (16)
Ground bearing pressure	kg/cm <sup>2</sup> (psi)	0.29 (4.12)
Ground clearance	mm (in)	340 (13½)
Track tensioning	Grease	Grease
Travel speed – low	kph (mph)	2.7 (1.68)
Travel speed – high	kph (mph)	5.5 (3.42)
Tractive effort	kN (lbf)	48.3 (10858.3)

**HYDRAULIC SYSTEM**

Machine Model	8040 ZTS	8045 ZTS/8050 RTS/ZTS
Pump	Load Sensing Variable Displacement	Load Sensing Variable Displacement
Nominal output	lpm	169
Nominal output	US gal/min	37.2
Excavator/track main relief	bar (psi)	220 (3191)
Slew main relief	bar (psi)	216 (3133)
Auxiliary hydraulic flow	lpm (US gal)	70 (15.4)
Hydraulic motors	Piston	Piston

**OPERATOR ENVIRONMENT**

		External	Internal
Cab/canopy length	mm (ft-in)	1328 (4-4)	1187 (3-11)
Cab/canopy width	mm (ft-in)	980 (3-2½)	933 (3-1)
Full internal height	mm (ft-in)	1570 (5-2)	
Door aperture width	mm (ft-in)	564 (1-10)	

**EEC NOISE LEVELS (95/27/EC DYNAMIC)**

Machine model		8040 ZTS	8045 ZTS	8050 RTS/ZTS
Cab / canopy external	dB (LwA)	96	96	96
Cab internal	dB (LpA)	80	80	80

**SERVICE CAPACITIES**

Machine model	8040 ZTS / 8045 ZTS / 8050 RTS/ZTS	
Fuel tank	litres (US gal)	68 (13)
Engine coolant	litres (US gal)	13.5 (3.6)
Engine oil	litres (US gal)	3.6 (1.0)
Hydraulic system	litres (US gal)	98 (25.9)
Hydraulic tank	litres (US gal)	55 (14.5)

**MACHINE WEIGHTS**

Machine model	8040 ZTS	8045 ZTS	8050 RTS/ZTS
Operating weight*	kg (lb)	4300 (9480)	5235 (11551)
Transport weight†	kg (lb)	4225 (9315)	5150 (11376)
With FOGS guard	kg (lb)	+ 36 (79)	+ 36 (79)
With steel tracks	kg (lb)	+ 110 (243)	+ 110 (243)

\*Operating weight to ISO 6016 including Cab, rubber tracks, standard dipper, 600mm (24in) bucket, full tanks and a 75kg (165lb) operator. †Transport weight is operating weight less a 75kg (165lb) operator.

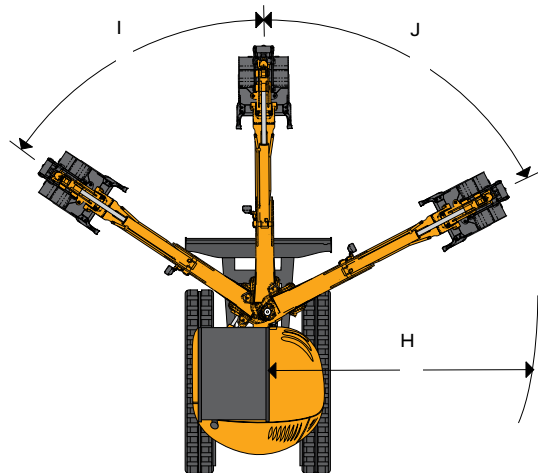
**DOZER BLADE**

Machine model	8040 ZTS / 8045 ZTS / 8050 RTS/ZTS	
Max height (above ground)	mm (ft-in)	470 (1-6 1/2)
Dig depth (below ground)	mm (ft-in)	480 (1-7)
Approach angle	degrees	27.5
Width	mm (ft-in)	1980 (6-6)
Height	mm (ft-in)	396 (1-3 1/2)
Reach in front of tracks	mm (ft-in)	712 (2-4)

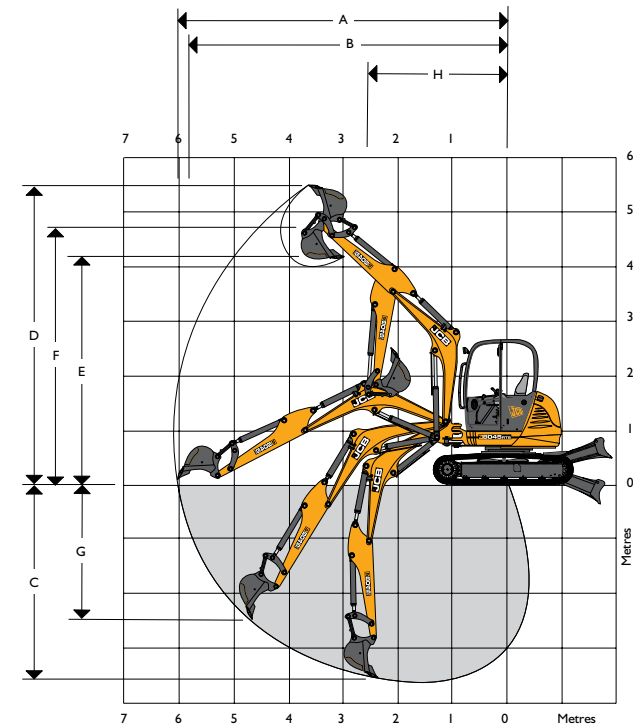


WORKING RANGE

Machine model		8040 ZTS	8045 ZTS	8050 RTS/ZTS
<b>Boom</b>	mm (ft-in)	2500 (8-3)	2500 (8-3)	2500 (8-3)
<b>Dipper length</b>	mm (ft-in)	1525 (5-0)	1725 (5-8)	1900 (6-3)
<b>A</b> Max digging reach	mm (ft-in)	5781 (18-11½)	6006 (19-8)	6142 (20-1)
<b>B</b> Max digging reach on ground	mm (ft-in)	5613 (18-5)	5844 (19-2)	6025 (19-9)
<b>C</b> Max digging depth – dozer up	mm (ft-in)	3341 (10-11½)	3542 (11-7½)	3764 (12-4)
Max digging depth – dozer down	mm (ft-in)	3525 (11-7)	3725 (12-3)	3973 (13-3)
<b>D</b> Max digging height	mm (ft-in)	5226 (17-2)	5491 (18-0)	5528 (18-1)
<b>E</b> Max dump height	mm (ft-in)	3843 (12-7)	3977 (13-1)	4102 (13-5)
<b>F</b> Max height to dipper nose pivot pin	mm (ft-in)	4464 (14-8)	4602 (15-1)	4785 (15-8)
<b>G</b> Max vertical wallcut depth	mm (ft-in)	2230 (7-3)	2539 (8-4)	2510 (8-3)
<b>H</b> Min. front swing radius (no offset)	mm (ft-in)	2514 (8-3)	2514 (8-3)	2474 (8-2)
Min. front swing radius (fully offset)	mm (ft-in)	2202 (7-3)	2202 (7-3)	2186 (7-2)
<b>I</b> Boom swing left	degrees	60	60	60
<b>J</b> Boom swing right	degrees	65	65	65
Bucket rotation	degrees	200	200	200
Dipper rotation	degrees	125	125	125
Bucket tearout	kN (lbf)	37.1 (8340)	42.2 (9487)	42.2 (9487)
Dipper tearout	kN (lbf)	23 (5171)	26.1 (5868)	23.7 (5328)
Slew speed	rpm	10	10	10



WORKING RANGE



STANDARD EQUIPMENT

ROPS & TOPS certified canopy, full audio/visual warning systems, hydraulic slew braking with disc type park brake, control isolator, lockable toolbox, electronic throttle, switchable auto-idle, 12v power socket, fold-up tracking pedals, lifting points, rubber tracks, ISO servo controls, suspension seat, boom worklight, single acting auxiliary circuit to dipper, boom ram protection, dozer blade, 1525mm dipper – 8040 ZTS, 1725mm dipper – 8045 ZTS/8050 RTS/ZTS.

OPTIONAL EQUIPMENT

ROPS & TOPS certified fully glazed cab (includes heater, interior light, cup holder, door holdback latch within tail swing, gas strut assisted front screen), electronic proportional controlled auxiliaries, dual pattern controls (ISO/SAE change-over), front or rear cab/canopy mounted worklights, air conditioning engine fan guard kit, FOPS roof guard, mirror, toolkit, radio, biodegradeable hydraulic oil, fire extinguisher, sunblind (cab builds), battery isolator, Datatag (UK only), travel alarm, immobiliser, 1 tonne lift option, hose-burst-check-valves on boom and dipper or boom, dipper and dozer, 1900mm dipper – 8050 RTS/ZTS only, yellow roof moulding, digging buckets, ditching/grading bucket, hydraulic breaker, earthdrill/auger, mechanical quickhitch.



**8040 ZTS LIFT CAPACITIES – Standard Dozer, 400mm (16in) Rubber Tracks, 1525mm (5ft) dipper, No bucket.**

Load Point	Reach from slew centre																		
	2.5m (8ft 2½in)			3m (9ft 10in)			3.5m (11ft 6in)			4m (13ft 1in)			4.5m (14ft 9in)			Capacity at maximum reach			
Height																			
m (ft-in)	Dozer up kg	Dozer down kg	kg	Dozer up kg	Dozer down kg	kg	Dozer up kg	Dozer down kg	kg	Dozer up kg	Dozer down kg	kg	Dozer up kg	Dozer down kg	kg	Dozer up kg	Dozer down kg	kg	mm (ft-in)
2.5 (8-2)							650	910*	730	630	890*	600	540	900*	470	500	910*	430	4700 (15-5)
2.0 (6-7)				1100*	1170*	1090*	680	1050*	720	610	970*	570	520	920*	470	420	910*	410	4900 (16-1)
1.5 (4-11)	1080	1800*	1170	980	1400*	900	680	1170*	700	560	1040*	560	480	960*	460	440	910*	400	4950 (16-3)
1 (3-3)	950	2240*	1100	910	1680*	860	630	1300*	670	590	1130*	540	490	1000*	440	420	920*	380	4980 (16-4)
0.5 (1-8)	1040	2350*	1070	920	1830*	840	680	1430*	680	590	1230*	580	500	1050*	490	440	890*	420	4980 (16-4)
Ground Level	970	2460*	940	780	1900*	760	670	1470*	610	590	1300*	500	510	1110*	410	480	990*	380	4770 (15-8)
-0.5 - (1-8)	920	2270*	920	830	1910*	750	620	1540*	600	530	1270*	480	450	1070*	410	430	1030*	400	4580 (15-0)
-1 - (3-3)	940	2260*	910	680	1820*	710	610	1440*	570	530	1130*	470				410	980*	430	4330 (14-2)

**8045 ZTS LIFT CAPACITIES – Standard Dozer, 400mm (16in) Rubber Tracks, 1725mm (5ft 8in) dipper, No bucket.**

Load Point	Reach from slew centre																		
	2.5m (8ft 2½in)			3m (9ft 10in)			3.5m (11ft 6in)			4m (13ft 1in)			4.5m (14ft 9in)			Capacity at maximum reach			
Height																			
m (ft-in)	Dozer up kg	Dozer down kg	kg	Dozer up kg	Dozer down kg	kg	Dozer up kg	Dozer down kg	kg	Dozer up kg	Dozer down kg	kg	Dozer up kg	Dozer down kg	kg	Dozer up kg	Dozer down kg	kg	mm (ft-in)
2.5 (8-2)										840	1030*	680	660	1040*	610	600	1060*	500	4980 (16-4)
2.0 (6-7)							980	1220*	680	850	1170*	650	680	1080*	550	610	1070*	430	5020 (16-5)
1.5 (4-11)	1700	2150*	1330	1110	1640*	990	1040	1390*	740	860	1240*	630	640	1150*	530	560	1090*	420	5140 (16-10)
1 (3-3)	1730	2570*	1250	1130	1950*	930	1010	1570*	740	840	1360*	620	680	1230*	510	540	1100*	410	5140 (16-10)
0.5 (1-8)	1710	2780*	1280	1100	2130*	980	980	1730*	780	750	1450*	650	660	1290*	530	530	1100*	410	5140 (16-10)
Ground Level	1520	2810*	1180	1220	2300*	950	1070	1860*	770	880	1570*	650	770	1380*	560	600	1170*	490	4990 (16-4)
-0.5 - (1-8)	1520	2900*	1160	1250	2380*	930	990	2050*	750	860	1640*	660	740	1330*	560	650	1170*	500	4800 (15-9)
-1 - (3-3)	1500	2870*	1210	1050	2210*	940	870	1840*	760	720	1480*	630	620	1230*	560	560	1160*	530	4550 (14-11)

Lift capacity front and rear.

Lift capacity full circle.

- Notes:**
- Lifting capacities are based on ISO 10567, that is: 75% of minimum tipping load or 87% of hydraulic lift capacity, whichever is the less. Lifting capacities marked\* are based on hydraulic capacity.
  - Lift capacities assume that the machine is on firm, level ground and equipped with an approved lifting point.
  - A bucket must be fitted when lifting, the weight of this bucket must be deducted from the above lift capacities.
  - Lift capacities may be limited by local regulations. Please refer to your dealer.

**8050 RTS/ZTS LIFT CAPACITIES – Standard Dozer, 400mm (16in) Rubber Tracks, 1725mm dipper, No bucket.**

Load Point	Reach from slew centre																			
	2.5m (8ft 2½in)			3m (9ft 10in)			3.5m (11ft 6in)			4m (13ft 1in)			4.5m (14ft 9in)			Capacity at maximum reach				
Height	Dozer up	Dozer down		Dozer up	Dozer down		Dozer up	Dozer down		Dozer up	Dozer down		Dozer up	Dozer down		Dozer up	Dozer down			
m (ft-in)	kg	kg	kg	kg	kg	kg	kg	kg	kg	kg	kg	kg	kg	kg	kg	kg	kg	kg	kg	mm (ft-in)
2.5 (8-2)										875	974*	710	693	983*	635	627	1009*	520	4980 (16-4)	
2.0 (6-7)							1023	1157*	710	990	1114*	685	710	1027*	569	635	1018*	446	5020 (16-5)	
1.5 (4-11)	1774	2045*	1386	1150	1566*	1031	1081	1322*	767	891	1183*	660	710	1088*	553	586	1035*	437	5140 (16-10)	
1 (3-3)	1807	2436*	1312*	1180*	1853*	974	1287	1488*	776	875	1288*	644	701	1166*	536	561	1053*	429	5140 (16-10)	
0.5 (1-8)	1790	2645*	1337	1147	2027*	1023	1023	1644*	817	784	1383*	677	693	1227*	553	561	1053*	421	5140 (16-10)	
Ground Level	1568	2671*	1229	1271	2184*	998	1114	1766*	809	924	1488*	677	693	1314*	578	627	1105*	512	4990 (16-4)	
- 0.5 – (1-8)	1584	2749*	1213	1320	2253*	974	1031	1949*	784	899	1557*	693	767	1262*	578	677	1114*	528	4800 (15-9)	
- 1 – (3-3)	1568	2732*	1262	1097	2097*	982	908	1749*	792	751	1409*	660	644	1166*	578	578	1096*	553	4550 (14-11)	

**8050 RTS/ZTS LIFT CAPACITIES – Standard Dozer, 400mm (16in) Rubber Tracks, 1900mm dipper, No bucket.**

Load Point	Reach from slew centre																			
	2.5m (8ft 2½in)			3m (9ft 10in)			3.5m (11ft 6in)			4m (13ft 1in)			4.5m (14ft 9in)			Capacity at maximum reach				
Height	Dozer up	Dozer down		Dozer up	Dozer down		Dozer up	Dozer down		Dozer up	Dozer down		Dozer up	Dozer down		Dozer up	Dozer down			
m (ft-in)	kg	kg	kg	kg	kg	kg	kg	kg	kg	kg	kg	kg	kg	kg	kg	kg	kg	kg	kg	mm (ft-in)
2.5 (8-2)										831	974*	674	658	983*	603	596	922*	488	5100 (16-7)	
2.0 (6-7)							972	1157*	674	941	1114*	651	674	1027*	541	603	922*	458	5270 (17-3)	
1.5 (4-11)	1685	2045*	1317	1097	1566*	980	1027	1322*	729	846	1183*	627	674	1088*	525	556	948*	450	5310 (17-4)	
1 (3-3)	1716	2436*	1246	1121	1853*	925	1223	1488*	737	831	1288*	611	666	1166*	509	533	957*	450	5370 (17-6)	
0.5 (1-8)	1701	2645*	1270	1089	2027*	972	972	1644*	776	745	1383*	643	658	1227*	525	525	983*	443	5300 (17-4)	
Ground Level	1489	2671*	1168	1207	2184*	948	1058	1766*	768	878	1488*	643	658	1314*	549	596	1001*	450	5200 (17-0)	
- 0.5 – (1-8)	1505	2749*	1152	1254	2253*	925	980	1949*	745	854	1557*	658	729	1262*	549	643	1079*	503	5000 (16-4)	
- 1 – (3-3)	1489	2732*	1199	1042	2097*	933	862	1749*	752	713	1409*	627	611	1166*	549	549	1061*	540	4800 (15-7½)	

Lift capacity front and rear.

Lift capacity full circle.

- Notes:**
- Lifting capacities are based on ISO 10567, that is: 75% of minimum tipping load or 87% of hydraulic lift capacity, whichever is the less. Lifting capacities marked\* are based on hydraulic capacity.
  - Lift capacities assume that the machine is on firm, level ground and equipped with an approved lifting point.
  - A bucket must be fitted when lifting, the weight of this bucket must be deducted from the above lift capacities.
  - Lift capacities may be limited by local regulations. Please refer to your dealer.



## A GLOBAL COMMITMENT TO QUALITY

JCB's total commitment to its products and customers has helped it grow from a one-man business into Britain's largest privately owned manufacturer of backhoe loaders, crawler excavators, wheeled excavators, telescopic handlers, wheeled loaders, dump trucks, rough terrain fork lifts, industrial fork lifts, mini/midi excavators, skid steer loaders, tractors and compaction equipment.

By making constant and massive investments in the latest production technology, the JCB factories have become some of the most advanced in the world.

By leading the field in innovative research and design, extensive testing and stringent quality control, JCB machines have become renowned all over the world for performance, value and reliability.

And with a global sales and service network of more than 650 dealers and agents, we aim to deliver the best customer support in the industry.

Through setting the standards by which others are judged, JCB has become one of the world's most impressive success stories.

